



GENERAL PRACTICE ALERT STATE SITREP | 23.05.2025

LANCASHIRE & CUMBRIA DATA

IMPORTANT FIGURES

GPAS
STATUS

OPEL
CONVERSION

CLINICAL
ACTIVITY

RETURN
RATE

313,992

MIN NUMBER OF PATIENTS COVERED BY AMBER + PRACTICES (1)

OPEL

2

28/1000

37%

320,571

INDICATIVE NUMBER OF PATIENT CONTACTS IN GENERAL PRACTICE THIS WEEK (2)

LOCALITY DATA

GPAS
STATUS

OPEL
STATUS

CLINICAL
ACTIVITY

RETURN
RATES

Blackpool

Insufficient responses

Fylde & Wyre

Insufficient responses

Morecambe Bay

Insufficient responses

West Lancs

3

39/1000

40%

Greater Preston

Insufficient responses

Chorley & S. Ribble

1

30/1000

54%

East Lancs

1

20/1000

51%


Blackburn W/Darwen

Insufficient responses


North Cumbria

Insufficient responses


Blackpool



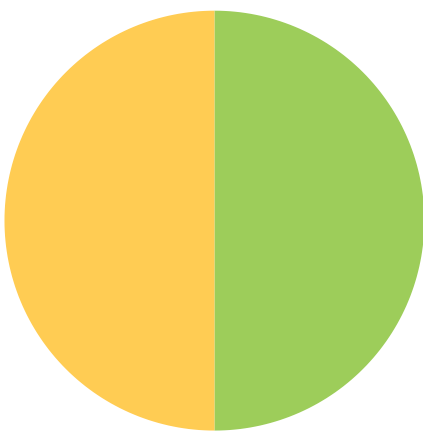
Fylde & Wyre




Morecambe Bay



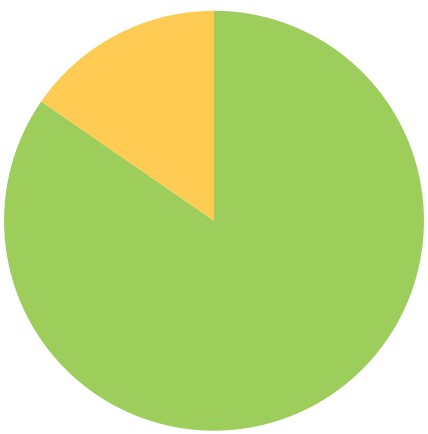
West Lancs



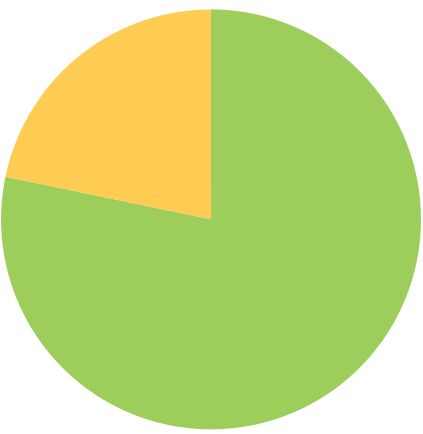
Greater Preston




Chorley & S. Ribble




East Lancs



Blackburn W/Darwen



North Cumbria



A SELECTION OF THIS WEEK’S PRACTICE COMMENTS

No comments.

GPAS CHANGE SINCE LAST SITREP

	Last SITREP	This Week	Trend	Note
Blackpool			<div>→</div> <div>↓</div>	OPEL 2 to OPEL 1
Fylde & Wyre				
Morecambe Bay				
West Lancs		3		
Greater Preston				
Chorley & S. Ribble		1		
East Lancs		1		
Blackburn W/Darwen				
North Cumbria				

A QUICK GUIDE TO THE GPAS STATES

BLACK

Practice will fail within one month. Urgent system intervention required.

RED

Sustainable in the short term. Needs system support.

AMBER

Sustainable in the medium term (6 months max). Probably needs system support.

GREEN

Fully Sustainable.

LMC NOTE:

We were disappointed with the number of GPAS responses received this week. This data provides invaluable insight at a system level and plays a crucial role in understanding and addressing the pressures within general practice.

We strongly encourage all practices to continue to complete the GPAS survey to ensure the data reflects the true picture on the ground.

(1) This figure is accurate and is the sum of the list sizes submitting from those Practices registering as amber, Red and Black
(2) This figure is approximate and calculated by using the clinical activity figure for Lancashire & Cumbria multiplied by 5